















### All-Around Results

Rank	Name	NOC Code													Total					
			D E	Total Rk. Pen.	D E	Total Rk. Pen.	D E	Total Rk. Pen.	D E	Total Rk. Pen.	D E	Total Rk. Pen.								
1	<b>BUSSE Iurii</b>	RUS	4.8 8.966	13.76 0.000	1 8.633	4.9 0.000	13.53 0.000	3 8.900	4.3 0.000	13.20 0.000	3 9.066	4.8 0.000	13.86 0.000	5 8.466	4.6 0.000	13.06 0.000	3 8.700	4.6 0.000	13.30 0.000	2 80.731
2	<b>NAIDIN Sergei</b>	RUS	5.0 8.633	13.63 0.000	3 8.566	5.3 0.000	13.86 0.000	1 8.966	4.3 0.000	13.26 0.000	2 9.166	4.8 0.000	13.96 0.000	2 7.433	5.1 0.000	12.53 0.000	14 8.333	4.7 0.000	13.03 0.000	4 80.297
3	<b>BALAZS Krisztian</b>	HUN	5.0 8.633	13.63 0.000	3 8.500	4.1 0.000	12.60 0.000	12 8.766	4.3 0.000	13.06 0.000	6 8.700	4.8 0.100	13.40 0.000	15 8.433	4.8 0.000	13.23 0.000	2 9.000	4.4 0.000	13.40 0.000	1 79.332
4	<b>TOBIN Adam</b>	GBR	4.9 8.066	12.86 0.100	17 8.566	4.5 0.000	13.06 0.000	5 9.233	4.2 0.000	13.43 0.000	1 9.100	4.8 0.000	13.90 0.000	4 8.633	4.3 0.000	12.93 0.000	8 8.833	3.9 0.000	12.73 0.000	7 78.931
5	<b>GIANNINI Lay</b>	ITA	4.5 8.966	13.46 0.000	5 8.533	3.9 0.000	12.43 0.000	13 8.733	4.0 0.000	12.73 0.000	14 9.033	4.8 0.000	13.83 0.000	6 8.966	4.3 0.000	13.26 0.000	1 8.300	4.5 0.000	12.80 0.000	6 78.531
6	<b>ABBADINI Yumin</b>	ITA	4.8 8.966	13.76 0.000	1 8.533	3.9 0.000	12.43 0.000	13 8.700	4.5 0.000	13.20 0.000	4 9.133	4.8 1.000	12.93 0.000	27 8.733	4.3 0.000	13.03 0.000	6 8.900	4.2 0.000	13.10 0.000	3 78.465
7	<b>MAMMADLI Samad</b>	AZE	4.7 8.733	13.43 0.000	6 8.766	4.9 0.000	13.66 0.000	2 8.400	4.0 0.000	12.40 0.000	24 8.966	4.4 0.100	13.26 0.000	16 8.833	4.2 0.000	13.03 0.000	5 8.233	3.9 0.000	12.13 0.000	19 77.931
8	<b>MESZAROS Krisztofer</b>	HUN	4.9 7.866	12.76 0.000	21 8.500	4.7 0.000	13.20 0.000	4 8.500	4.3 0.000	12.80 0.000	12 9.066	4.0 0.000	13.06 0.000	22 8.333	4.2 0.000	12.53 0.000	13 8.333	4.2 0.000	12.53 0.000	12 76.898
9	<b>MARECHAL Julien</b>	FRA	4.1 8.800	12.90 0.000	13 8.066	4.0 0.000	12.06 0.000	18 8.333	4.2 0.000	12.53 0.000	18 8.766	4.0 0.000	12.76 0.000	37 8.866	4.1 0.000	12.96 0.000	7 8.533	4.0 0.000	12.53 0.000	11 75.764
10	<b>SALADINO Leo</b>	FRA	4.2 8.266	12.46 0.000	28 8.366	4.5 0.000	12.86 0.000	9 8.566	4.5 0.000	13.06 0.000	7 8.966	4.8 0.000	13.76 0.000	7 7.833	4.3 0.000	12.13 0.000	26 8.500	2.9 0.000	11.40 0.000	39 75.697
11	<b>IVANOV Olegs</b>	LAT	4.7 8.166	12.86 0.000	16 7.600	3.8 0.000	11.40 0.000	27 8.733	4.2 0.000	12.93 0.000	10 8.900	4.8 0.000	13.70 0.000	12 7.800	4.5 0.000	12.30 0.000	16 8.133	4.2 0.000	12.33 0.000	16 75.532









### All-Around Results

Rank	Name	NOC Code													Total						
			D E	Total Pen.	Rk.	D E	Total Pen.	Rk.	D E	Total Pen.	Rk.	D E	Total Pen.	Rk.		D E	Total Pen.	Rk.			
12	<b>CHEPURNYI Nazar</b>	UKR	4.7 8.366	13.06 0.000	<b>10</b>	4.7 8.033	12.73 0.000	<b>11</b>	4.5 8.166	12.66 0.000	<b>15</b>	4.8 8.933	13.73 0.000	<b>8</b>	5.2 6.700	11.90 0.000	<b>34</b>	4.6 6.766	11.36 0.000	<b>42</b>	<b>75.464</b>
13	<b>CLAEYS Ward</b>	BEL	4.1 8.300	12.40 0.000	<b>30</b>	4.4 8.500	12.90 0.000	<b>8</b>	4.0 8.500	12.50 0.000	<b>20</b>	4.0 8.566	12.26 0.300	<b>43</b>	4.3 8.700	12.70 0.300	<b>10</b>	4.6 7.933	12.53 0.000	<b>13</b>	<b>75.299</b>
14	<b>JARMAN Jake</b>	GBR	5.0 7.600	12.60 0.000	<b>24</b>	4.7 8.233	12.93 0.000	<b>7</b>	3.5 8.600	12.10 0.000	<b>32</b>	5.2 9.066	13.96 0.300	<b>3</b>	4.2 6.833	11.03 0.000	<b>47</b>	4.3 8.266	12.56 0.000	<b>10</b>	<b>75.198</b>
15	<b>SCHWED Daniel</b>	GER	4.6 8.300	12.90 0.000	<b>15</b>	4.6 8.366	12.96 0.000	<b>6</b>	4.2 8.200	12.40 0.000	<b>25</b>	4.0 9.033	13.03 0.000	<b>23</b>	4.3 7.966	12.26 0.000	<b>20</b>	4.0 7.166	11.16 0.000	<b>49</b>	<b>74.731</b>
16	<b>KARLSEN Jacob</b>	NOR	4.2 8.700	12.90 0.000	<b>14</b>	3.3 8.300	11.60 0.000	<b>25</b>	4.2 8.833	13.03 0.000	<b>8</b>	4.0 8.966	12.96 0.000	<b>24</b>	3.1 9.100	12.20 0.000	<b>23</b>	3.4 8.433	11.83 0.000	<b>28</b>	<b>74.532</b>
17	<b>TARHAN Bora</b>	TUR	4.9 8.133	13.03 0.000	<b>11</b>	3.2 7.800	11.00 0.000	<b>35</b>	4.2 8.433	12.63 0.000	<b>16</b>	4.8 9.000	13.70 0.100	<b>11</b>	3.9 8.166	12.06 0.000	<b>27</b>	3.6 8.466	12.06 0.000	<b>21</b>	<b>74.498</b>
18	<b>GADDERUD Theodor</b>	NOR	4.2 8.933	12.83 0.300	<b>18</b>	3.9 7.933	11.83 0.000	<b>19</b>	3.9 8.966	12.86 0.000	<b>11</b>	4.0 8.966	12.96 0.000	<b>24</b>	3.4 9.166	12.56 0.000	<b>12</b>	3.5 7.866	11.36 0.000	<b>41</b>	<b>74.430</b>
19	<b>HOSSEINI Milan</b>	GER	4.5 8.166	12.66 0.000	<b>23</b>	4.2 8.033	12.23 0.000	<b>16</b>	3.7 8.433	12.13 0.000	<b>31</b>	4.0 8.900	12.90 0.000	<b>31</b>	3.8 8.366	12.16 0.000	<b>25</b>	4.1 8.033	12.13 0.000	<b>20</b>	<b>74.231</b>
20	<b>STENBERG Marcus</b>	SWE	4.5 8.800	13.30 0.000	<b>7</b>	3.3 7.933	10.93 0.300	<b>36</b>	3.5 8.933	12.43 0.000	<b>21</b>	4.0 8.966	12.96 0.000	<b>24</b>	3.6 8.666	12.26 0.000	<b>18</b>	3.4 8.833	12.23 0.000	<b>17</b>	<b>74.131</b>
21	<b>GAHRAMANOV Aghamurad</b>	AZE	4.5 8.600	13.10 0.000	<b>9</b>	3.6 8.133	11.73 0.000	<b>21</b>	4.0 8.300	12.30 0.000	<b>27</b>	3.2 8.900	12.10 0.000	<b>47</b>	3.7 8.266	11.96 0.000	<b>32</b>	4.1 8.733	12.83 0.000	<b>5</b>	<b>74.032</b>
22	<b>RAKOVIC Vlada</b>	SRB	3.7 8.866	12.56 0.000	<b>25</b>	3.8 7.766	11.56 0.000	<b>26</b>	4.4 8.400	12.80 0.000	<b>13</b>	3.2 8.866	11.96 0.100	<b>49</b>	4.4 7.666	12.06 0.000	<b>28</b>	3.9 8.800	12.70 0.000	<b>8</b>	<b>73.664</b>









### All-Around Results

Rank	Name	NOC Code													Total						
			D E	Total Pen.	Rk.	D E	Total Pen.	Rk.	D E	Total Pen.	Rk.	D E	Total Pen.	Rk.		D E	Total Pen.	Rk.			
23	<b>ZEIADEL Uri</b>	ISR	4.1 8.300	12.40 0.000	<b>30</b>	3.9 8.333	12.23 0.000	<b>15</b>	3.8 8.066	11.86 0.000	<b>33</b>	4.0 8.933	12.93 0.000	<b>28</b>	4.1 8.533	12.63 0.000	<b>11</b>	3.4 7.800	11.20 0.000	<b>48</b>	<b>73.265</b>
24	<b>KALNY Ondrej</b>	CZE	4.8 7.966	12.76 0.000	<b>20</b>	2.9 7.033	9.933 0.000	<b>42</b>	3.3 8.600	11.60 0.300	<b>40</b>	5.2 9.100	14.30 0.000	<b>1</b>	3.1 9.133	12.23 0.000	<b>21</b>	3.4 8.100	11.50 0.000	<b>36</b>	<b>72.332</b>
25	<b>BURTANETE Gabriel</b>	ROU	3.8 6.633	10.43 0.000	<b>53</b>	3.9 8.266	12.16 0.000	<b>17</b>	4.2 6.900	11.10 0.000	<b>47</b>	4.8 8.933	13.73 0.000	<b>8</b>	4.3 8.566	12.86 0.000	<b>9</b>	4.1 7.733	11.83 0.000	<b>30</b>	<b>72.131</b>
26	<b>CUYLE Nicola</b>	BEL	4.4 8.433	12.83 0.000	<b>19</b>	4.4 7.266	11.66 0.000	<b>22</b>	4.4 6.733	11.13 0.000	<b>46</b>	4.8 7.733	12.23 0.300	<b>45</b>	4.1 8.100	12.20 0.000	<b>24</b>	3.4 8.500	11.90 0.000	<b>25</b>	<b>71.965</b>
27	<b>GARNCZAREK Kacper</b>	POL	4.6 6.733	11.23 0.100	<b>50</b>	3.5 7.600	11.10 0.000	<b>32</b>	3.9 8.600	12.50 0.000	<b>19</b>	4.8 8.700	13.20 0.300	<b>19</b>	4.0 7.433	11.43 0.000	<b>44</b>	3.6 8.733	12.33 0.000	<b>14</b>	<b>71.799</b>
28	<b>LENBERG Joakim</b>	SWE	3.8 8.666	12.46 0.000	<b>27</b>	2.8 7.466	10.26 0.000	<b>38</b>	3.9 8.500	12.40 0.000	<b>23</b>	4.0 8.766	12.76 0.000	<b>37</b>	3.0 9.500	12.50 0.000	<b>15</b>	2.8 8.533	11.33 0.000	<b>43</b>	<b>71.731</b>
29	<b>NOGUEIRA Jose</b>	POR	4.5 8.633	13.13 0.000	<b>8</b>	3.2 6.966	10.16 0.000	<b>40</b>	3.9 7.833	11.73 0.000	<b>39</b>	4.0 9.133	13.13 0.000	<b>20</b>	3.7 8.533	12.23 0.000	<b>22</b>	3.0 8.300	11.30 0.000	<b>46</b>	<b>71.698</b>
30	<b>RUBIO Jorge</b>	ESP	4.0 8.333	12.33 0.000	<b>33</b>	3.9 7.900	11.80 0.000	<b>20</b>	4.1 8.266	12.36 0.000	<b>26</b>	4.0 8.866	12.76 0.100	<b>36</b>	3.9 6.733	10.33 0.300	<b>50</b>	4.3 7.766	12.06 0.000	<b>22</b>	<b>71.664</b>
31	<b>MARC Razvan-Denis</b>	ROU	4.5 6.633	11.13 0.000	<b>51</b>	3.1 7.900	11.00 0.000	<b>34</b>	3.6 8.533	12.13 0.000	<b>30</b>	4.0 9.133	13.13 0.000	<b>20</b>	3.8 8.466	12.26 0.000	<b>19</b>	4.2 7.766	11.96 0.000	<b>23</b>	<b>71.631</b>
32	<b>PARKHIMCHYK Kiryl</b>	BLR	4.4 7.233	11.53 0.100	<b>48</b>	3.0 6.600	9.600 0.000	<b>44</b>	4.1 9.000	13.10 0.000	<b>5</b>	4.8 8.933	13.73 0.000	<b>8</b>	3.8 7.833	11.63 0.000	<b>41</b>	3.7 8.166	11.86 0.000	<b>26</b>	<b>71.465</b>
33	<b>TSIASIELSKI Aleh</b>	BLR	4.3 6.433	10.73 0.000	<b>52</b>	4.4 7.266	11.66 0.000	<b>22</b>	3.7 8.100	11.80 0.000	<b>36</b>	4.0 8.933	12.93 0.000	<b>28</b>	4.1 7.533	11.63 0.000	<b>42</b>	4.7 7.966	12.66 0.000	<b>9</b>	<b>71.431</b>









### All-Around Results

Rank	Name	NOC Code													Total						
			D E	Total Pen.	Rk.	D E	Total Pen.	Rk.	D E	Total Pen.	Rk.	D E	Total Pen.	Rk.							
34	<b>RACHEV Radoslav</b>	BUL	3.9 7.933	11.83 0.000	<b>43</b>	3.1 8.100	11.20 0.000	<b>30</b>	3.7 8.200	11.60 0.300	<b>41</b>	4.0 9.200	13.20 0.000	<b>18</b>	3.4 8.166	11.56 0.000	<b>43</b>	3.5 8.133	11.63 0.000	<b>33</b>	<b>71.032</b>
35	<b>KELESIDIS Georgios</b>	GRE	4.0 8.066	12.06 0.000	<b>38</b>	3.9 6.700	10.60 0.000	<b>37</b>	4.2 7.666	11.86 0.000	<b>34</b>	4.0 8.833	12.83 0.000	<b>33</b>	3.8 8.200	12.00 0.000	<b>29</b>	4.0 7.566	11.56 0.000	<b>34</b>	<b>70.931</b>
36	<b>TRIFONOV Teodor</b>	BUL	4.3 7.633	11.93 0.000	<b>41</b>	4.0 7.266	11.26 0.000	<b>29</b>	3.5 7.900	11.40 0.000	<b>44</b>	4.0 8.866	12.56 0.300	<b>40</b>	3.7 8.000	11.70 0.000	<b>39</b>	3.8 8.033	11.83 0.000	<b>29</b>	<b>70.698</b>
37	<b>KOSAK Mehmet Ayberk</b>	TUR	4.1 8.900	13.00 0.000	<b>12</b>	3.8 5.633	9.433 0.000	<b>46</b>	4.2 8.400	12.60 0.000	<b>17</b>	4.8 8.566	13.26 0.100	<b>17</b>	3.6 7.066	10.36 0.300	<b>49</b>	3.5 8.433	11.93 0.000	<b>24</b>	<b>70.598</b>
38	<b>POSTOI Volodymyr</b>	UKR	5.0 7.466	12.46 0.000	<b>29</b>	4.2 5.033	9.233 0.000	<b>47</b>	4.7 7.733	12.43 0.000	<b>22</b>	5.2 7.700	12.90 0.000	<b>32</b>	4.8 7.200	12.00 0.000	<b>30</b>	4.0 7.266	11.26 0.000	<b>47</b>	<b>70.298</b>
39	<b>GUDMUNDSSON Martin</b>	ISL	4.6 7.633	12.23 0.000	<b>34</b>	3.4 6.333	9.733 0.000	<b>43</b>	3.7 8.100	11.80 0.000	<b>36</b>	4.8 8.866	13.66 0.000	<b>13</b>	3.6 8.366	11.96 0.000	<b>31</b>	3.4 7.366	10.76 0.000	<b>53</b>	<b>70.164</b>
40	<b>CHARI Michalis</b>	CYP	4.4 7.833	12.13 0.100	<b>36</b>	3.2 6.300	9.500 0.000	<b>45</b>	4.0 8.300	12.30 0.000	<b>27</b>	3.2 8.666	11.76 0.100	<b>51</b>	3.5 8.766	12.26 0.000	<b>17</b>	3.6 8.200	11.80 0.000	<b>31</b>	<b>69.765</b>
41	<b>LITVINOVS Aleksandrs</b>	LAT	4.1 8.300	12.40 0.000	<b>30</b>	2.5 8.533	11.03 0.000	<b>33</b>	2.8 7.966	10.46 0.300	<b>50</b>	4.0 8.533	12.53 0.000	<b>41</b>	3.1 8.700	11.80 0.000	<b>36</b>	3.2 7.900	11.10 0.000	<b>50</b>	<b>69.332</b>
42	<b>THORISSON Jonas Ingi</b>	ISL	4.4 7.800	12.20 0.000	<b>35</b>	3.4 6.566	9.966 0.000	<b>41</b>	2.9 8.000	10.90 0.000	<b>48</b>	4.8 8.766	13.56 0.000	<b>14</b>	3.6 7.466	11.06 0.000	<b>46</b>	3.4 7.933	11.33 0.000	<b>44</b>	<b>69.031</b>
43	<b>SKHILADZE Levan</b>	GEO	4.0 8.100	12.10 0.000	<b>37</b>	4.2 8.566	12.76 0.000	<b>10</b>	3.7 8.100	11.80 0.000	<b>36</b>	3.2 8.866	12.06 0.000	<b>48</b>	3.8 5.266	8.766 0.300	<b>54</b>	3.8 7.533	11.33 0.000	<b>45</b>	<b>68.831</b>
44	<b>SOROCHOVAS Samuelis</b>	LTU	4.0 7.900	11.90 0.000	<b>42</b>	4.0 7.633	11.63 0.000	<b>24</b>	3.5 7.100	10.60 0.000	<b>49</b>	3.2 8.500	11.70 0.000	<b>54</b>	3.4 8.366	11.76 0.000	<b>37</b>	2.8 8.066	10.86 0.000	<b>51</b>	<b>68.465</b>












### All-Around Results

Rank	Name	NOC Code													Total						
			D E	Total Rk. Pen.	D E	Total Rk. Pen.	D E	Total Rk. Pen.	D E	Total Rk. Pen.	D E	Total Rk. Pen.									
45	<b>SACHA Vojtech</b>	CZE	4.1 7.966	12.06 0.000	<b>40</b>	2.8 7.566	6.366 4.000	<b>53</b>	3.9 9.033	12.93 0.000	<b>9</b>	3.2 8.833	11.73 0.300	<b>52</b>	3.9 9.133	13.03 0.000	<b>4</b>	3.9 8.433	12.33 0.000	<b>15</b>	<b>68.464</b>
46	<b>ALMEIDA Filipe</b>	POR	4.2 8.300	12.50 0.000	<b>26</b>	3.2 5.800	9.000 0.000	<b>49</b>	3.4 7.366	10.46 0.300	<b>51</b>	4.0 8.933	12.93 0.000	<b>28</b>	3.4 8.366	11.76 0.000	<b>37</b>	2.7 9.033	11.73 0.000	<b>32</b>	<b>68.398</b>
47	<b>NOWAK Maciej</b>	POL	4.0 8.066	12.06 0.000	<b>38</b>	2.9 5.666	8.566 0.000	<b>50</b>	3.3 8.066	11.36 0.000	<b>45</b>	4.0 8.800	12.80 0.000	<b>35</b>	3.3 8.566	11.86 0.000	<b>35</b>	3.5 8.000	11.50 0.000	<b>37</b>	<b>68.164</b>
48	<b>VESELINOVIC Stefan</b>	SRB	3.8 7.966	11.76 0.000	<b>45</b>	2.6 5.033	7.633 0.000	<b>52</b>	3.7 8.533	12.23 0.000	<b>29</b>	3.2 8.800	11.90 0.100	<b>50</b>	3.4 8.533	11.93 0.000	<b>33</b>	3.6 8.566	12.16 0.000	<b>18</b>	<b>67.631</b>
49	<b>KARSIKAS Akseli</b>	FIN	4.6 8.133	12.73 0.000	<b>22</b>	3.6 4.900	8.200 0.300	<b>51</b>	3.4 8.100	11.50 0.000	<b>42</b>	4.8 7.700	12.20 0.300	<b>46</b>	3.5 7.700	11.20 0.000	<b>45</b>	3.7 7.800	11.50 0.000	<b>38</b>	<b>67.333</b>
50	<b>MATIEV Askhab</b>	AUT	4.0 7.633	11.63 0.000	<b>46</b>	3.1 8.033	11.13 0.000	<b>31</b>	3.2 6.966	10.16 0.000	<b>53</b>	2.8 8.900	11.70 0.000	<b>53</b>	3.4 7.566	10.96 0.000	<b>48</b>	3.6 7.800	11.40 0.000	<b>40</b>	<b>66.998</b>
51	<b>REBOLLAR Hugo</b>	ESP	4.2 7.366	11.56 0.000	<b>47</b>	3.8 7.466	11.26 0.000	<b>28</b>	4.1 6.066	10.16 0.000	<b>54</b>	4.0 8.566	12.26 0.300	<b>43</b>	3.6 6.133	9.733 0.000	<b>53</b>	4.0 7.866	11.86 0.000	<b>27</b>	<b>66.863</b>
52	<b>SCHMIDLE Florian</b>	AUT	4.2 7.166	11.36 0.000	<b>49</b>	3.3 6.166	9.166 0.300	<b>48</b>	3.4 8.100	11.50 0.000	<b>42</b>	4.0 8.833	12.83 0.000	<b>33</b>	2.9 7.266	10.16 0.000	<b>51</b>	3.8 7.733	11.53 0.000	<b>35</b>	<b>66.564</b>
53	<b>VARJOLAAKSO Antti</b>	FIN	3.3 7.300	6.600 4.000	<b>54</b>	2.8 7.400	10.20 0.000	<b>39</b>	3.4 8.700	11.80 0.300	<b>35</b>	4.0 8.500	12.40 0.100	<b>42</b>	3.3 8.333	11.63 0.000	<b>40</b>	3.4 7.466	10.86 0.000	<b>52</b>	<b>63.499</b>
54	<b>TSINGELIDIS Christos</b>	GRE	3.9 7.933	11.83 0.000	<b>43</b>	2.9 5.500	4.400 4.000	<b>54</b>	3.4 6.866	10.26 0.000	<b>52</b>	4.0 8.900	12.60 0.300	<b>39</b>	3.2 6.933	10.13 0.000	<b>52</b>	3.5 6.300	9.800 0.000	<b>54</b>	<b>59.032</b>



**All-Around Results**

Rank	Name	NOC Code							Total
			D Total Rk. E Pen.	D Total Rk. E Pen.	D Total Rk. E Pen.	D Total Rk. E Pen.	D Total Rk. E Pen.	D Total Rk. E Pen.	

<b>LEGEND</b>	 Horizontal bar	 Parallel bars	 Vault	 Rings	 Pommel horse	 Floor exercises
	<b>E</b> Execution	<b>D</b> Difficulty	<b>Rk.</b> Ranking	<b>Pen</b> Penalty		







**BAKU  
2018**

MAG & WAG  
Youth Olympic Games Qualification  
Baku, Azerbaijan  
June 23, 2018

**Youth Olympic Games Qualifying Competition**  
**Women Artistic Gymnastics**  
**Individual**  
**JUNIORS**



## All-Around Results

Rank	Name	NOC Code									Total				
			D	Total Rk.	D	Total Rk.	D	Total Rk.	D	Total Rk.					
			E	Pen.	E	Pen.	E	Pen.	E	Pen.					
1	<b>BACHYNSKA Anastasiia</b>	UKR	5.0	14.23	3	5.4	13.33	6	5.5	13.53	1	5.0	13.20	3	<b>54.299</b>
			9.233	0.000	7.933	0.000	8.033	0.000	8.200	0.000					
2	<b>HEDUIT Carolann</b>	FRA	5.4	14.20	4	6.1	13.80	3	5.6	12.43	4	5.4	12.83	7	<b>53.266</b>
			8.900	0.100	7.700	0.000	6.833	0.000	7.433	0.000					
3	<b>BELOUSOVA Daria</b>	RUS	4.6	13.40	11	5.3	13.93	2	5.2	12.63	3	5.2	13.10	5	<b>53.066</b>
			8.800	0.000	8.633	0.000	7.433	0.000	7.900	0.000					
4	<b>D'AMATO Asia</b>	ITA	5.4	14.66	1	5.8	13.63	4	4.6	11.23	17	5.0	13.30	2	<b>52.832</b>
			9.266	0.000	7.833	0.000	6.633	0.000	8.300	0.000					
5	<b>IORIO Elisa</b>	ITA	5.4	14.36	2	5.9	13.46	5	5.3	10.73	23	5.0	13.16	4	<b>51.731</b>
			8.966	0.000	7.566	0.000	5.433	0.000	8.166	0.000					
6	<b>MORGAN Amelie</b>	GBR	5.4	13.50	10	4.9	12.70	7	5.5	12.93	2	4.9	12.30	14	<b>51.433</b>
			8.400	0.300	7.800	0.000	7.433	0.000	7.400	0.000					
7	<b>KLIMENKO Kseniia</b>	RUS	4.6	13.26	12	5.9	14.56	1	5.2	9.700	32	5.1	13.46	1	<b>50.998</b>
			8.666	0.000	8.666	0.000	4.500	0.000	8.366	0.000					
8	<b>BACSKAY Csenge Maria</b>	HUN	4.6	13.73	6	4.8	12.63	11	4.9	11.90	7	4.7	12.70	9	<b>50.966</b>
			9.133	0.000	7.833	0.000	7.000	0.000	8.000	0.000					
9	<b>SCHERMANN Bianka</b>	HUN	4.6	13.76	5	4.9	12.70	7	5.3	11.50	12	4.8	12.50	12	<b>50.466</b>
			9.166	0.000	7.800	0.000	6.200	0.000	7.700	0.000					
10	<b>JAKUBCZYK Phoebe</b>	GBR	4.6	13.60	7	4.6	12.63	10	4.8	11.53	11	4.8	12.66	10	<b>50.432</b>
			9.000	0.000	8.033	0.000	6.733	0.000	7.966	0.100					
11	<b>SAVRANBASI Nazli</b>	TUR	4.6	13.50	9	4.9	11.23	18	4.8	11.66	10	4.8	12.96	6	<b>49.365</b>
			8.900	0.000	6.333	0.000	6.866	0.000	8.166	0.000					



## All-Around Results

Rank	Name	NOC Code									Total				
			D E	Total Rk. Pen.	D E	Total Rk. Pen.	D E	Total Rk. Pen.	D E	Total Rk. Pen.					
12	PAULSSON Tonya	SWE	4.0	13.00	18	4.6	12.66	9	4.5	11.03	20	4.2	12.20	15	<b>48.899</b>
			9.000	0.000	8.066	0.000	6.533	0.000	8.000	0.000					
13	ZIMMERMANN Lisa	GER	4.8	13.06	16	4.6	12.60	12	4.4	11.43	13	4.3	11.76	23	<b>48.865</b>
			8.266	0.000	8.000	0.000	7.033	0.000	7.566	0.100					
14	PUIU Ana-Maria	ROU	4.6	13.10	14	4.6	12.16	14	4.6	11.16	18	5.0	12.20	17	<b>48.632</b>
			8.500	0.000	7.566	0.000	6.566	0.000	7.200	0.000					
15	STALINKEVICIUTE Egle	LTU	3.7	12.26	28	3.9	12.00	15	4.5	11.96	6	4.6	12.40	13	<b>48.632</b>
			8.566	0.000	8.100	0.000	7.466	0.000	7.800	0.000					
16	SLEVIN Emma	IRL	4.0	13.06	15	4.5	11.90	16	4.3	11.70	8	4.1	11.70	24	<b>48.366</b>
			9.066	0.000	7.400	0.000	7.400	0.000	7.600	0.000					
17	PETISCO Alba	ESP	4.6	13.56	8	4.3	12.30	13	4.6	9.966	30	4.7	11.66	26	<b>47.498</b>
			8.966	0.000	8.000	0.000	5.366	0.000	6.966	0.000					
18	BERAR Iulia	ROU	4.6	12.96	20	4.5	10.56	22	5.1	11.26	15	4.8	12.60	11	<b>47.398</b>
			8.466	0.100	6.066	0.000	6.166	0.000	7.800	0.000					
19	ASENCIO Alba	ESP	3.3	12.00	36	4.6	11.00	20	4.8	11.40	14	4.4	12.80	8	<b>47.200</b>
			8.700	0.000	6.400	0.000	6.600	0.000	8.400	0.000					
20	HAUTALA Ada	FIN	4.2	13.03	17	4.2	10.20	25	4.6	12.23	5	4.4	11.33	28	<b>46.799</b>
			8.833	0.000	6.000	0.000	7.633	0.000	6.933	0.000					
21	CARDOSO Beatriz	POR	4.2	13.20	13	3.5	11.30	17	4.2	10.36	28	4.5	11.86	19	<b>46.732</b>
			9.000	0.000	7.800	0.000	6.466	0.300	7.466	0.100					
22	VARABYOVA Aliaksandra	BLR	4.2	12.80	22	4.4	10.46	23	4.9	11.13	19	4.5	11.83	21	<b>46.232</b>
			8.600	0.000	6.066	0.000	6.233	0.000	7.333	0.000					





## All-Around Results

Rank	Name	NOC Code									Total				
			D	Total Rk.	D	Total Rk.	D	Total Rk.	D	Total Rk.					
			E	Pen.	E	Pen.	E	Pen.	E	Pen.					
23	KATSALI Elvira	GRE	3.5	12.10	33	2.3	11.00	19	4.6	10.70	24	4.2	12.20	15	<b>46.000</b>
			8.700	0.100	8.700	0.000	6.100	0.000	8.000	0.000					
24	ALISTRATAVA Anastasiya	BLR	4.2	11.63	38	4.5	10.13	27	4.6	11.23	16	4.7	11.80	22	<b>44.799</b>
			7.733	0.300	5.633	0.000	7.133	0.500	7.400	0.300					
25	KANTER Mari	NOR	4.2	12.70	23	4.3	10.40	24	4.4	9.566	33	4.5	11.83	20	<b>44.499</b>
			8.500	0.000	6.100	0.000	5.166	0.000	7.433	0.100					
26	RAZ Lihie	ISR	3.5	12.03	34	2.9	9.200	37	5.0	10.73	22	4.7	11.96	18	<b>43.932</b>
			8.533	0.000	6.300	0.000	5.733	0.000	7.266	0.000					
27	BAKAR Ipek	TUR	3.5	11.66	37	2.7	9.333	36	4.4	11.70	9	4.2	11.13	30	<b>43.832</b>
			8.166	0.000	6.633	0.000	7.300	0.000	6.933	0.000					
28	GAHRAMANOVA Samira	AZE	3.7	12.43	26	1.9	9.533	31	4.4	10.76	21	4.4	10.93	33	<b>43.665</b>
			8.733	0.000	7.633	0.000	6.366	0.000	6.633	0.100					
29	DYKALCHUK Sofiia	UKR	4.0	12.60	25	4.2	9.700	28	5.1	10.20	29	4.5	10.80	34	<b>43.300</b>
			8.600	0.000	5.500	0.000	5.100	0.000	6.300	0.000					
30	PALMADOTTIR Vigdis	ISL	4.2	13.00	19	3.6	9.666	29	3.9	8.800	35	4.4	11.43	27	<b>42.899</b>
			8.800	0.000	6.066	0.000	4.900	0.000	7.033	0.000					
31	PYCHOVA Kristina	SVK	4.0	12.83	21	3.0	7.600	41	4.4	10.43	26	4.2	11.66	25	<b>42.532</b>
			8.833	0.000	4.600	0.000	6.033	0.000	7.466	0.000					
32	HALVORSEN Selma	NOR	3.7	12.20	29	2.0	8.400	40	4.3	10.60	25	4.0	11.26	29	<b>42.466</b>
			8.500	0.000	6.400	0.000	6.300	0.000	7.266	0.000					
33	MASLEVA Desislava	BUL	3.7	12.33	27	1.4	8.900	38	5.1	10.43	27	3.7	10.43	35	<b>42.099</b>
			8.633	0.000	7.500	0.000	5.333	0.000	6.733	0.000					



### All-Around Results

Rank	Name	NOC Code									Total				
			D	Total Rk.	D	Total Rk.	D	Total Rk.	D	Total Rk.					
			E	Pen.	E	Pen.	E	Pen.	E	Pen.					
34	HEFFERNAN Jane	IRL	3.5	11.36	40	4.5	10.66	21	3.8	9.833	31	4.0	10.23	40	<b>42.098</b>
			7.966	0.100	6.166	0.000	6.033	0.000	6.533	0.300					
35	CHRISTENSEN Katrine	DEN	3.7	12.13	32	1.9	9.333	35	3.5	9.200	34	4.0	11.06	31	<b>41.732</b>
			8.433	0.000	7.433	0.000	5.700	0.000	7.166	0.100					
36	PETROVA Zane	LAT	3.7	12.03	35	1.9	10.13	26	3.7	7.966	38	3.7	10.96	32	<b>41.098</b>
			8.333	0.000	8.233	0.000	4.266	0.000	7.266	0.000					
37	NIEMINEN Nitta	FIN	4.6	12.70	24	3.4	8.866	39	4.8	8.700	36	4.5	10.30	38	<b>40.566</b>
			8.400	0.300	5.466	0.000	3.900	0.000	6.100	0.300					
38	SAJOVKO Marija	LAT	4.0	11.40	39	3.0	9.400	34	4.1	8.600	37	3.9	10.26	39	<b>39.666</b>
			7.400	0.000	6.400	0.000	4.500	0.000	6.366	0.000					
39	COHEN Gai	ISR	3.7	12.20	29	1.8	9.600	30	3.4	7.266	40	3.6	10.36	37	<b>39.432</b>
			8.500	0.000	7.800	0.000	3.866	0.000	6.766	0.000					
40	BOCKHAUS Isabella	DEN	3.7	12.16	31	3.4	9.533	32	2.3	6.400	41	3.7	10.43	35	<b>38.532</b>
			8.466	0.000	6.133	0.000	4.100	0.000	6.733	0.000					
41	SEMIONOVA Greta	LTU	3.7	11.06	41	3.5	9.433	33	3.4	7.466	39	3.3	9.866	41	<b>37.831</b>
			7.366	0.000	5.933	0.000	4.066	0.000	6.566	0.000					
	HAYN Sidney	GER										<b>0</b>			
	SIGURJONSDOTTIR Emilia	ISL										<b>0</b>			









BAKU  
2018

MAG & WAG  
Youth Olympic Games Qualification  
Baku, Azerbaijan  
June 23, 2018

Youth Olympic Games Qualifying Competition  
Women Artistic Gymnastics  
Individual  
JUNIORS



### All-Around Results

Rank	Name	NOC Code									Total	
			D	Total Rk.	D	Total Rk.	D	Total Rk.	D	Total Rk.		
			E	Pen.	E	Pen.	E	Pen.	E	Pen.		

**LEGEND**



Floor exercises



Balance beam



Uneven bars



Vault

**E** Execution

**D** Difficulty

**Rk.** Ranking

**Pen** Penalty

